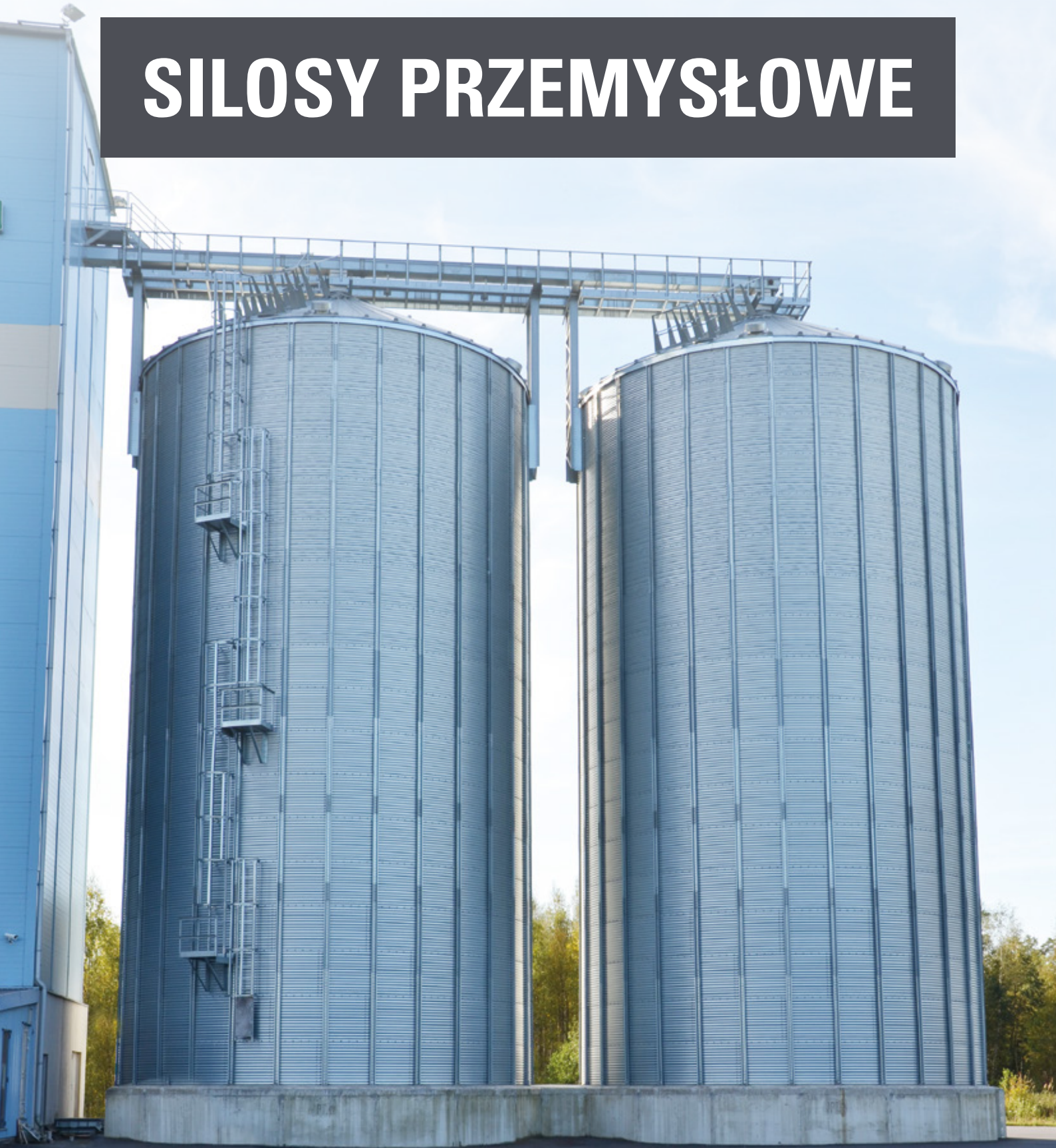




# SILOSY PRZEMYSŁOWE



**SWOBODNE I NIEZAWODNE PRZECHOWYWANIE ZIARNA**

## **SILOSY PRZEMYSŁOWE**

### **SZEROKA GAMA SILOSÓW DO ZASTOSOWAŃ W GOSPODARSTWACH ORAZ PRZEMYSŁE**

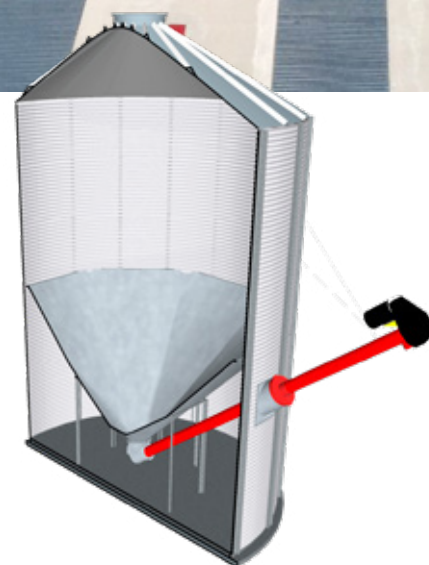
Ściany silosa i elementy dachowe mają wyjątkowo dobrą odporność na korozję. Powłoka galwaniczna elementów ściennych wynosi do 600g / m<sup>2</sup>. Elementy dachowe wykonane są z materiału Magnelis®, który zapewnia bezprecedensową ochronę powierzchni i punktów łączenia przed korozją nawet w trudnych warunkach.

Standardowy zestaw obejmuje elementy ściany oraz dachu poddane obróbce powierzchni, usztywnienia ściany, duży wąż, drabiny, urządzenie napełniające i wąż kontrolny na dachu, śruby i nakrętki. Montaż silosu przy pomocy połączeń śrubowych jest łatwy i szybki.



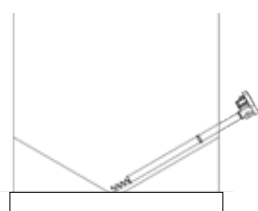
## SYSTEMY WENTYLACJI PODŁOGOWEJ

Zbiorniki z płaskim dnem można wyposażyć w system pełnej wentylacji lub systemu wentylacji kanałowej, który utrzymuje ziarno w dobrej jakości przez dłuższy czas.

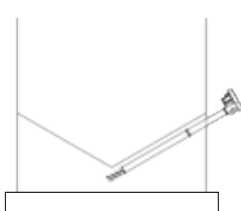


## WEWNĘTRZNY LEJ WENTYLACYJNY

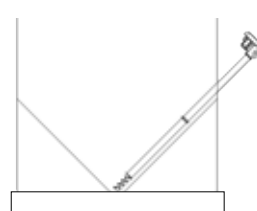
Silosy płaskodenne ( $\varnothing 4,60 - 9,18\text{m}$ ) mogą zostać wyposażone w stalowy wewnętrzny lej wentylacyjny umożliwiający opróżnianie silosu szybko i bez wysiłku. Dodatkowo oprócz magazynowania ziarna, silos może zostać wykorzystany jako bufor do przechowania mokrego ziarna przed suszeniem oraz do chłodzenia ziarna po wysuszeniu.



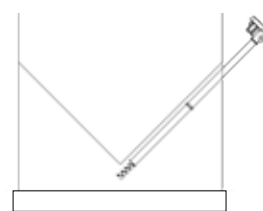
**30° niski**



**30° podniesiony**



**45° niski**



**45° podniesiony**

Średnica $\varnothing$ [m]	Redukcja objętości [m <sup>3</sup> ]			
4,60	14	28	24	37
5,35	22	41	37	56
6,10	33	57	56	80
6,87	47	78	80	110
7,64	64	102	110	148
8,40	86	132	148	194
9,18	113	168	195	250

# SILOSY PŁASKODENNE

Model	Pojemność [m <sup>3</sup> ]	Ø [m]	Wysokość ściany [m]	Wysokość [m]
SBH0300/04	35	3.000	4.610	5.300
SBH0300/05	44	3.000	5.750	6.440
SBH0300/06	52	3.000	6.890	7.580
SBH0300/07	60	3.000	8.030	8.720
SBH0300/08	69	3.000	9.170	9.860
SBH0300/09	77	3.000	10.310	11.000
SBH0300/10	85	3.000	11.450	12.140
SBH0300/11	94	3.000	12.590	13.280
SBH0300/12	102	3.000	13.730	14.420
SBH0300/13	110	3.000	14.870	15.560
SBH0300/14	119	3.000	16.010	16.700
SBH0300/15	127	3.000	17.150	17.840
SBH0350/04	47	3.500	4.610	5.400
SBH0350/05	58	3.500	5.750	6.540
SBH0350/06	69	3.500	6.890	7.680
SBH0350/07	80	3.500	8.030	8.820
SBH0350/08	91	3.500	9.170	9.960
SBH0350/09	102	3.500	10.310	11.100
SBH0350/10	113	3.500	11.450	12.240
SBH0350/11	124	3.500	12.590	13.380
SBH0350/12	135	3.500	13.730	14.520
SBH0350/13	146	3.500	14.870	15.660
SBH0350/14	157	3.500	16.010	16.800
SBH0350/15	168	3.500	17.150	17.940
SBH0350/16	179	3.500	18.290	19.080
SBH0350/17	190	3.500	19.430	20.220
SBH0460/04	83	4.600	4.610	5.870
SBH0460/05	102	4.600	5.750	7.010
SBH0460/06	121	4.600	6.890	8.150
SBH0460/07	140	4.600	8.030	9.290
SBH0460/08	158	4.600	9.170	10.430
SBH0460/09	177	4.600	10.310	11.570
SBH0460/10	196	4.600	11.450	12.710
SBH0460/11	215	4.600	12.590	13.850
SBH0460/12	234	4.600	13.730	14.990
SBH0460/13	252	4.600	14.870	16.130
SBH0460/14	271	4.600	16.010	17.270
SBH0460/15	290	4.600	17.150	18.410
SBH0460/16	309	4.600	18.290	19.550
SBH0460/17	328	4.600	19.430	20.690
SBH0460/18	346	4.600	20.570	21.830
SBH0460/19	365	4.600	21.710	22.970
SBH0460/20	384	4.600	22.850	24.110
SBH0460/21	403	4.600	23.990	25.250
SBH0460/22	422	4.600	25.130	26.390
SBH0460/23	440	4.600	26.270	27.530
SBH0535/04	115	5.350	4.610	6.090
SBH0535/05	140	5.350	5.750	7.230
SBH0535/06	166	5.350	6.890	8.370
SBH0535/07	192	5.350	8.030	9.510
SBH0535/08	217	5.350	9.170	10.650
SBH0535/09	243	5.350	10.310	11.790
SBH0535/10	268	5.350	11.450	12.930
SBH0535/11	294	5.350	12.590	14.070
SBH0535/12	320	5.350	13.730	15.210

# SILOSY PŁASKODENNE

Model	Pojemność [m <sup>3</sup> ]	Ø [m]	Wysokość ściany [m]	Wysokość [m]
SBH0535/13	345	5.350	14.870	16.350
SBH0535/14	371	5.350	16.010	17.490
SBH0535/15	396	5.350	17.150	18.630
SBH0535/16	422	5.350	18.290	19.770
SBH0535/17	448	5.350	19.430	20.910
SBH0535/18	473	5.350	20.570	22.050
SBH0535/19	499	5.350	21.710	23.190
SBH0535/20	524	5.350	22.850	24.330
SBH0535/21	550	5.350	23.990	25.470
SBH0535/22	576	5.350	25.130	26.610
SBH0535/23	601	5.350	26.270	27.750
SBH0535/24	627	5.350	27.410	28.890
SBH0535/25	652	5.350	28.550	30.030
SBH0535/26	678	5.350	29.690	31.170
SBH0610/04	152	6.100	4.610	6.300
SBH0610/05	185	6.100	5.750	7.440
SBH0610/06	219	6.100	6.890	8.580
SBH0610/07	252	6.100	8.030	9.720
SBH0610/08	286	6.100	9.170	10.860
SBH0610/09	319	6.100	10.310	12.000
SBH0610/10	353	6.100	11.450	13.140
SBH0610/11	386	6.100	12.590	14.280
SBH0610/12	419	6.100	13.730	15.420
SBH0610/13	453	6.100	14.870	16.560
SBH0610/14	486	6.100	16.010	17.700
SBH0610/15	520	6.100	17.150	18.840
SBH0610/16	553	6.100	18.290	19.980
SBH0610/17	587	6.100	19.430	21.120
SBH0610/18	620	6.100	20.570	22.260
SBH0610/19	654	6.100	21.710	23.400
SBH0610/20	687	6.100	22.850	24.540
SBH0610/21	720	6.100	23.990	25.680
SBH0610/22	754	6.100	25.130	26.820
SBH0610/23	787	6.100	26.270	27.960
SBH0610/24	821	6.100	27.410	29.100
SBH0610/25	854	6.100	28.550	30.240
SBH0610/26	887	6.100	29.690	31.380
SBH0610/27	921	6.100	30.830	32.520
SBH0610/28	954	6.100	31.970	33.660
SBH0610/29	988	6.100	33.110	34.800
SBH0610/30	1021	6.100	34.250	35.940
SBH0687/04	195	6.870	4.610	6.530
SBH0687/05	237	6.870	5.750	7.670
SBH0687/06	280	6.870	6.890	8.810
SBH0687/07	322	6.870	8.030	9.950
SBH0687/08	364	6.870	9.170	11.090
SBH0687/09	407	6.870	10.310	12.230
SBH0687/10	449	6.870	11.450	13.370
SBH0687/11	491	6.870	12.590	14.510
SBH0687/12	534	6.870	13.730	15.650
SBH0687/13	576	6.870	14.870	16.790
SBH0687/14	618	6.870	16.010	17.930
SBH0687/15	661	6.870	17.150	19.070
SBH0687/16	703	6.870	18.290	20.210
SBH0687/17	745	6.870	19.430	21.350

# SILOSY PŁASKODENNE

Model	Pojemność [m <sup>3</sup> ]	Ø [m]	Wysokość ściany [m]	Wysokość [m]
SBH0687/18	788	6.870	20.570	22.490
SBH0687/19	830	6.870	21.710	23.630
SBH0687/20	872	6.870	22.850	24.770
SBH0687/21	915	6.870	23.990	25.910
SBH0687/22	957	6.870	25.130	27.050
SBH0687/23	999	6.870	26.270	28.190
SBH0687/24	1042	6.870	27.410	29.330
SBH0687/25	1084	6.870	28.550	30.470
SBH0687/26	1126	6.870	29.690	31.610
SBH0687/27	1169	6.870	30.830	32.750
SBH0687/28	1211	6.870	31.970	33.890
SBH0687/29	1253	6.870	33.110	35.030
SBH0687/30	1295	6.870	34.250	36.170
SBH0760/04	244	7.640	4.610	6.745
SBH0760/05	296	7.640	5.750	7.885
SBH0760/06	349	7.640	6.890	9.025
SBH0760/07	401	7.640	8.030	10.165
SBH0760/08	453	7.640	9.170	11.305
SBH0760/09	505	7.640	10.310	12.445
SBH0760/10	558	7.640	11.450	13.585
SBH0760/11	610	7.640	12.590	14.725
SBH0760/12	662	7.640	13.730	15.865
SBH0760/13	714	7.640	14.870	17.005
SBH0760/14	767	7.640	16.010	18.145
SBH0760/15	819	7.640	17.150	19.285
SBH0760/16	871	7.640	18.290	20.425
SBH0760/17	923	7.640	19.430	21.565
SBH0760/18	976	7.640	20.570	22.705
SBH0760/19	1028	7.640	21.710	23.845
SBH0760/20	1080	7.640	22.850	24.985
SBH0760/21	1133	7.640	23.990	26.125
SBH0760/22	1185	7.640	25.130	27.265
SBH0760/23	1237	7.640	26.270	28.405
SBH0760/24	1289	7.640	27.410	29.545
SBH0760/25	1342	7.640	28.550	30.685
SBH0760/26	1394	7.640	29.690	31.825
SBH0760/27	1446	7.640	30.830	32.965
SBH0760/28	1498	7.640	31.970	34.105
SBH0760/29	1551	7.640	33.110	35.245
SBH0760/30	1603	7.640	34.250	36.385
SBH0840/04	299	8.400	4.610	6.970
SBH0840/05	363	8.400	5.750	8.110
SBH0840/06	426	8.400	6.890	9.250
SBH0840/07	489	8.400	8.030	10.390
SBH0840/08	552	8.400	9.170	11.530
SBH0840/09	616	8.400	10.310	12.670
SBH0840/10	679	8.400	11.450	13.810
SBH0840/11	742	8.400	12.590	14.950
SBH0840/12	805	8.400	13.730	16.090
SBH0840/13	869	8.400	14.870	17.230
SBH0840/14	932	8.400	16.010	18.370
SBH0840/15	995	8.400	17.150	19.510
SBH0840/16	1058	8.400	18.290	20.650
SBH0840/17	1122	8.400	19.430	21.790
SBH0840/18	1185	8.400	20.570	22.930

# SILOSY PŁASKODENNE

Model	Pojemność [m <sup>3</sup> ]	Ø [m]	Wysokość ściany [m]	Wysokość [m]
SBH0840/19	1248	8.400	21.710	24.070
SBH0840/20	1311	8.400	22.850	25.210
SBH0840/21	1374	8.400	23.990	26.350
SBH0840/22	1438	8.400	25.130	27.490
SBH0840/23	1501	8.400	26.270	28.630
SBH0840/24	1564	8.400	27.410	29.770
SBH0840/25	1627	8.400	28.550	30.910
SBH0840/26	1691	8.400	29.690	32.050
SBH0840/27	1754	8.400	30.830	33.190
SBH0840/28	1817	8.400	31.970	34.330
SBH0840/29	1880	8.400	33.110	35.470
SBH0840/30	1944	8.400	34.250	36.610
SBH0920/04	361	9.180	4.610	7.195
SBH0920/05	437	9.180	5.750	8.335
SBH0920/06	512	9.180	6.890	9.475
SBH0920/07	587	9.180	8.030	10.615
SBH0920/08	662	9.180	9.170	11.755
SBH0920/09	738	9.180	10.310	12.895
SBH0920/10	813	9.180	11.450	14.035
SBH0920/11	888	9.180	12.590	15.175
SBH0920/12	963	9.180	13.730	16.315
SBH0920/13	1039	9.180	14.870	17.455
SBH0920/14	1114	9.180	16.010	18.595
SBH0920/15	1189	9.180	17.150	19.735
SBH0920/16	1264	9.180	18.290	20.875
SBH0920/17	1340	9.180	19.430	22.015
SBH0920/18	1415	9.180	20.570	23.155
SBH0920/19	1490	9.180	21.710	24.295
SBH0920/20	1565	9.180	22.850	25.435
SBH0920/21	1641	9.180	23.990	26.575
SBH0920/22	1716	9.180	25.130	27.715
SBH0920/23	1791	9.180	26.270	28.855
SBH0920/24	1866	9.180	27.410	29.995
SBH0920/25	1942	9.180	28.550	31.135
SBH0920/26	2017	9.180	29.690	32.275
SBH0920/27	2092	9.180	30.830	33.415
SBH0920/28	2167	9.180	31.970	34.555
SBH0920/29	2243	9.180	33.110	35.695
SBH0920/30	2318	9.180	34.250	36.835
SBH0993/04	430	9.930	4.610	7.415
SBH0993/05	518	9.930	5.750	8.555
SBH0993/06	606	9.930	6.890	9.695
SBH0993/07	695	9.930	8.030	10.835
SBH0993/08	783	9.930	9.170	11.975
SBH0993/09	871	9.930	10.310	13.115
SBH0993/10	960	9.930	11.450	14.255
SBH0993/11	1048	9.930	12.590	15.395
SBH0993/12	1136	9.930	13.730	16.535
SBH0993/13	1225	9.930	14.870	17.675
SBH0993/14	1313	9.930	16.010	18.815
SBH0993/15	1401	9.930	17.150	19.955
SBH0993/16	1490	9.930	18.290	21.095
SBH0993/17	1578	9.930	19.430	22.235
SBH0993/18	1666	9.930	20.570	23.375
SBH0993/19	1755	9.930	21.710	24.515

# SILOSY PŁASKODENNE

Model	Pojemność [m <sup>3</sup> ]	Ø [m]	Wysokość ściany [m]	Wysokość [m]
SBH0993/20	1843	9.930	22.850	25.655
SBH0993/21	1931	9.930	23.990	26.795
SBH0993/22	2019	9.930	25.130	27.935
SBH0993/23	2108	9.930	26.270	29.075
SBH0993/24	2196	9.930	27.410	30.215
SBH0993/25	2284	9.930	28.550	31.355
SBH0993/26	2373	9.930	29.690	32.495
SBH0993/27	2461	9.930	30.830	33.635
SBH0993/28	2549	9.930	31.970	34.775
SBH0993/29	2638	9.930	33.110	35.915
SBH0993/30	2726	9.930	34.250	37.055
SBH1070/04	505	10.700	4.610	7.640
SBH1070/05	608	10.700	5.750	8.780
SBH1070/06	710	10.700	6.890	9.920
SBH1070/07	812	10.700	8.030	11.060
SBH1070/08	915	10.700	9.170	12.200
SBH1070/09	1017	10.700	10.310	13.340
SBH1070/10	1120	10.700	11.450	14.480
SBH1070/11	1222	10.700	12.590	15.620
SBH1070/12	1325	10.700	13.730	16.760
SBH1070/13	1427	10.700	14.870	17.900
SBH1070/14	1529	10.700	16.010	19.040
SBH1070/15	1632	10.700	17.150	20.180
SBH1070/16	1734	10.700	18.290	21.320
SBH1070/17	1837	10.700	19.430	22.460
SBH1070/18	1939	10.700	20.570	23.600
SBH1070/19	2042	10.700	21.710	24.740
SBH1070/20	2144	10.700	22.850	25.880
SBH1070/21	2246	10.700	23.990	27.020
SBH1070/22	2349	10.700	25.130	28.160
SBH1070/23	2451	10.700	26.270	29.300
SBH1070/24	2554	10.700	27.410	30.440
SBH1070/25	2656	10.700	28.550	31.580
SBH1070/26	2759	10.700	29.690	32.720
SBH1070/27	2861	10.700	30.830	33.860
SBH1070/28	2963	10.700	31.970	35.000
SBH1070/29	3066	10.700	33.110	36.140
SBH1070/30	3168	10.700	34.250	37.280
SBH1145/04	587	11.460	4.610	7.860
SBH1145/05	705	11.460	5.750	9.000
SBH1145/06	823	11.460	6.890	10.140
SBH1145/07	940	11.460	8.030	11.280
SBH1145/08	1058	11.460	9.170	12.420
SBH1145/09	1175	11.460	10.310	13.560
SBH1145/10	1293	11.460	11.450	14.700
SBH1145/11	1410	11.460	12.590	15.840
SBH1145/12	1528	11.460	13.730	16.980
SBH1145/13	1646	11.460	14.870	18.120
SBH1145/14	1763	11.460	16.010	19.260
SBH1145/15	1881	11.460	17.150	20.400
SBH1145/16	1998	11.460	18.290	21.540
SBH1145/17	2116	11.460	19.430	22.680
SBH1145/18	2234	11.460	20.570	23.820
SBH1145/19	2351	11.460	21.710	24.960
SBH1145/20	2469	11.460	22.850	26.100



# SILOSY PŁASKODENNE

Model	Pojemność [m <sup>3</sup> ]	Ø [m]	Wysokość ściany [m]	Wysokość [m]
SBH1145/21	2586	11.460	23.990	27.240
SBH1145/22	2704	11.460	25.130	28.380
SBH1145/23	2822	11.460	26.270	29.520
SBH1145/24	2939	11.460	27.410	30.660
SBH1145/25	3057	11.460	28.550	31.800
SBH1145/26	3174	11.460	29.690	32.940
SBH1145/27	3292	11.460	30.830	34.080
SBH1145/28	3409	11.460	31.970	35.220
SBH1145/29	3527	11.460	33.110	36.360
SBH1145/30	3645	11.460	34.250	37.500
SBH1223/04	677	12.230	4.610	8.080
SBH1223/05	811	12.230	5.750	9.220
SBH1223/06	944	12.230	6.890	10.360
SBH1223/07	1078	12.230	8.030	11.500
SBH1223/08	1212	12.230	9.170	12.640
SBH1223/09	1346	12.230	10.310	13.780
SBH1223/10	1480	12.230	11.450	14.920
SBH1223/11	1613	12.230	12.590	16.060
SBH1223/12	1747	12.230	13.730	17.200
SBH1223/13	1881	12.230	14.870	18.340
SBH1223/14	2015	12.230	16.010	19.480
SBH1223/15	2149	12.230	17.150	20.620
SBH1223/16	2282	12.230	18.290	21.760
SBH1223/17	2416	12.230	19.430	22.900
SBH1223/18	2550	12.230	20.570	24.040
SBH1223/19	2684	12.230	21.710	25.180
SBH1223/20	2817	12.230	22.850	26.320
SBH1223/21	2951	12.230	23.990	27.460
SBH1223/22	3085	12.230	25.130	28.600
SBH1223/23	3219	12.230	26.270	29.740
SBH1223/24	3353	12.230	27.410	30.880
SBH1223/25	3486	12.230	28.550	32.020
SBH1223/26	3620	12.230	29.690	33.160
SBH1223/27	3754	12.230	30.830	34.300
SBH1223/28	3888	12.230	31.970	35.440
SBH1223/29	4022	12.230	33.110	36.580
SBH1223/30	4155	12.230	34.250	37.720
SBH1298/04	774	12.988	4.610	8.310
SBH1298/05	925	12.988	5.750	9.450
SBH1298/06	1.076	12.988	6.890	10.590
SBH1298/07	1.227	12.988	8.030	11.730
SBH1298/08	1.378	12.988	9.170	12.870
SBH1298/09	1.529	12.988	10.310	14.010
SBH1298/10	1.680	12.988	11.450	15.150
SBH1298/11	1.832	12.988	12.590	16.290
SBH1298/12	1.983	12.988	13.730	17.430
SBH1298/13	2.134	12.988	14.870	18.570
SBH1298/14	2.285	12.988	16.010	19.710
SBH1298/15	2.436	12.988	17.150	20.850
SBH1298/16	2.587	12.988	18.290	21.990
SBH1298/17	2.738	12.988	19.430	23.130
SBH1298/18	2.889	12.988	20.570	24.270
SBH1298/19	3.040	12.988	21.710	25.410
SBH1298/20	3.191	12.988	22.850	26.550
SBH1298/21	3.342	12.988	23.990	27.690

# SILOSY PŁASKODENNE

Model	Pojemność [m <sup>3</sup> ]	Ø [m]	Wysokość ściany [m]	Wysokość [m]
SBH1298/22	3.493	12.988	25.130	28.830
SBH1298/23	3.644	12.988	26.270	29.970
SBH1298/24	3.795	12.988	27.410	31.110
SBH1298/25	3.946	12.988	28.550	32.250
SBH1298/26	4.097	12.988	29.690	33.390
SBH1298/27	4.248	12.988	30.830	34.530
SBH1298/28	4.399	12.988	31.970	35.670
SBH1298/29	4.550	12.988	33.110	36.810
SBH1298/30	4.701	12.988	34.250	37.950
SBH1375/04	878	13.751	4.610	8.510
SBH1375/05	1.047	13.751	5.750	9.650
SBH1375/06	1.216	13.751	6.890	10.790
SBH1375/07	1.386	13.751	8.030	11.930
SBH1375/08	1.555	13.751	9.170	13.070
SBH1375/09	1.724	13.751	10.310	14.210
SBH1375/10	1.894	13.751	11.450	15.350
SBH1375/11	2.063	13.751	12.590	16.490
SBH1375/12	2.232	13.751	13.730	17.630
SBH1375/13	2.402	13.751	14.870	18.770
SBH1375/14	2.571	13.751	16.010	19.910
SBH1375/15	2.740	13.751	17.150	21.050
SBH1375/16	2.909	13.751	18.290	22.190
SBH1375/17	3.079	13.751	19.430	23.330
SBH1375/18	3.248	13.751	20.570	24.470
SBH1375/19	3.417	13.751	21.710	25.610
SBH1375/20	3.587	13.751	22.850	26.750
SBH1375/21	3.756	13.751	23.990	27.890
SBH1375/22	3.925	13.751	25.130	29.030
SBH1375/23	4.095	13.751	26.270	30.170
SBH1375/24	4.264	13.751	27.410	31.310
SBH1375/25	4.433	13.751	28.550	32.450
SBH1375/26	4.602	13.751	29.690	33.590
SBH1375/27	4.772	13.751	30.830	34.730
SBH1375/28	4.941	13.751	31.970	35.870
SBH1375/29	5.110	13.751	33.110	37.010
SBH1375/30	5.280	13.751	34.250	38.150
SBH1451/04	991	14.515	4.610	8.740
SBH1451/05	1.179	14.515	5.750	9.880
SBH1451/06	1.368	14.515	6.890	11.020
SBH1451/07	1.557	14.515	8.030	12.160
SBH1451/08	1.745	14.515	9.170	13.300
SBH1451/09	1.934	14.515	10.310	14.440
SBH1451/10	2.123	14.515	11.450	15.580
SBH1451/11	2.311	14.515	12.590	16.720
SBH1451/12	2.500	14.515	13.730	17.860
SBH1451/13	2.688	14.515	14.870	19.000
SBH1451/14	2.877	14.515	16.010	20.140
SBH1451/15	3.066	14.515	17.150	21.280
SBH1451/16	3.254	14.515	18.290	22.420
SBH1451/17	3.443	14.515	19.430	23.560
SBH1451/18	3.632	14.515	20.570	24.700
SBH1451/19	3.820	14.515	21.710	25.840
SBH1451/20	4.009	14.515	22.850	26.980
SBH1451/21	4.198	14.515	23.990	28.120
SBH1451/22	4.386	14.515	25.130	29.260

# SILOSY PŁASKODENNE

Model	Pojemność [m <sup>3</sup> ]	Ø [m]	Wysokość ściany [m]	Wysokość [m]
SBH1451/23	4.575	14.515	26.270	30.400
SBH1451/24	4.763	14.515	27.410	31.540
SBH1451/25	4.952	14.515	28.550	32.680
SBH1451/26	5.141	14.515	29.690	33.820
SBH1451/27	5.329	14.515	30.830	34.960
SBH1451/28	5.518	14.515	31.970	36.100
SBH1451/29	5.707	14.515	33.110	37.240
SBH1451/30	5.895	14.515	34.250	38.380
SBH1528/04	1.111	15.279	4.610	8.955
SBH1528/05	1.320	15.279	5.750	10.095
SBH1528/06	1.529	15.279	6.890	11.235
SBH1528/07	1.738	15.279	8.030	12.375
SBH1528/08	1.947	15.279	9.170	13.515
SBH1528/09	2.156	15.279	10.310	14.655
SBH1528/10	2.365	15.279	11.450	15.795
SBH1528/11	2.574	15.279	12.590	16.935
SBH1528/12	2.783	15.279	13.730	18.075
SBH1528/13	2.992	15.279	14.870	19.215
SBH1528/14	3.201	15.279	16.010	20.355
SBH1528/15	3.410	15.279	17.150	21.495
SBH1528/16	3.619	15.279	18.290	22.635
SBH1528/17	3.828	15.279	19.430	23.775
SBH1528/18	4.037	15.279	20.570	24.915
SBH1528/19	4.246	15.279	21.710	26.055
SBH1528/20	4.455	15.279	22.850	27.195
SBH1528/21	4.664	15.279	23.990	28.335
SBH1528/22	4.873	15.279	25.130	29.475
SBH1528/23	5.082	15.279	26.270	30.615
SBH1528/24	5.291	15.279	27.410	31.755
SBH1528/25	5.500	15.279	28.550	32.895
SBH1528/26	5.709	15.279	29.690	34.035
SBH1528/27	5.918	15.279	30.830	35.175
SBH1528/28	6.127	15.279	31.970	36.315
SBH1528/29	6.336	15.279	33.110	37.455
SBH1528/30	6.545	15.279	34.250	38.595
SBH1680/04	1.377	16.807	4.610	9.395
SBH1680/05	1.630	16.807	5.750	10.535
SBH1680/06	1.883	16.807	6.890	11.675
SBH1680/07	2.135	16.807	8.030	12.815
SBH1680/08	2.388	16.807	9.170	13.955
SBH1680/09	2.641	16.807	10.310	15.095
SBH1680/10	2.894	16.807	11.450	16.235
SBH1680/11	3.147	16.807	12.590	17.375
SBH1680/12	3.400	16.807	13.730	18.515
SBH1680/13	3.653	16.807	14.870	19.655
SBH1680/14	3.906	16.807	16.010	20.795
SBH1680/15	4.159	16.807	17.150	21.935
SBH1680/16	4.412	16.807	18.290	23.075
SBH1680/17	4.665	16.807	19.430	24.215
SBH1680/18	4.918	16.807	20.570	25.355
SBH1680/19	5.170	16.807	21.710	26.495
SBH1680/20	5.423	16.807	22.850	27.635
SBH1680/21	5.676	16.807	23.990	28.775
SBH1680/22	5.929	16.807	25.130	29.915
SBH1680/23	6.182	16.807	26.270	31.055

# SILOSY PŁASKODENNE

Model	Pojemność [m <sup>3</sup> ]	Ø [m]	Wysokość ściany [m]	Wysokość [m]
SBH1680/24	6.435	16.807	27.410	32.195
SBH1680/25	6.688	16.807	28.550	33.335
SBH1680/26	6.941	16.807	29.690	34.475
SBH1680/27	7.194	16.807	30.830	35.615
SBH1680/28	7.447	16.807	31.970	36.755
SBH1680/29	7.700	16.807	33.110	37.895
SBH1680/30	7.953	16.807	34.250	39.035
SBH1757/04	1.530	17.571	4.610	9.710
SBH1757/05	1.807	17.571	5.750	10.850
SBH1757/06	2.083	17.571	6.890	11.990
SBH1757/07	2.359	17.571	8.030	13.130
SBH1757/08	2.636	17.571	9.170	14.270
SBH1757/09	2.912	17.571	10.310	15.410
SBH1757/10	3.189	17.571	11.450	16.550
SBH1757/11	3.465	17.571	12.590	17.690
SBH1757/12	3.742	17.571	13.730	18.830
SBH1757/13	4.018	17.571	14.870	19.970
SBH1757/14	4.294	17.571	16.010	21.110
SBH1757/15	4.571	17.571	17.150	22.250
SBH1757/16	4.847	17.571	18.290	23.390
SBH1757/17	5.124	17.571	19.430	24.530
SBH1757/18	5.400	17.571	20.570	25.670
SBH1757/19	5.677	17.571	21.710	26.810
SBH1757/20	5.953	17.571	22.850	27.950
SBH1757/21	6.230	17.571	23.990	29.090
SBH1757/22	6.506	17.571	25.130	30.230
SBH1757/23	6.782	17.571	26.270	31.370
SBH1757/24	7.059	17.571	27.410	32.510
SBH1757/25	7.335	17.571	28.550	33.650
SBH1757/26	7.612	17.571	29.690	34.790
SBH1757/27	7.888	17.571	30.830	35.930
SBH1757/28	8.165	17.571	31.970	37.070
SBH1757/29	8.441	17.571	33.110	38.210
SBH1757/30	8.717	17.571	34.250	39.350
SBH1834/04	1.684	18.335	4.610	9.910
SBH1834/05	1.985	18.335	5.750	11.050
SBH1834/06	2.286	18.335	6.890	12.190
SBH1834/07	2.587	18.335	8.030	13.330
SBH1834/08	2.888	18.335	9.170	14.470
SBH1834/09	3.189	18.335	10.310	15.610
SBH1834/10	3.490	18.335	11.450	16.750
SBH1834/11	3.791	18.335	12.590	17.890
SBH1834/12	4.092	18.335	13.730	19.030
SBH1834/13	4.393	18.335	14.870	20.170
SBH1834/14	4.694	18.335	16.010	21.310
SBH1834/15	4.995	18.335	17.150	22.450
SBH1834/16	5.296	18.335	18.290	23.590
SBH1834/17	5.597	18.335	19.430	24.730
SBH1834/18	5.898	18.335	20.570	25.870
SBH1834/19	6.199	18.335	21.710	27.010
SBH1834/20	6.500	18.335	22.850	28.150
SBH1834/21	6.801	18.335	23.990	29.290
SBH1834/22	7.102	18.335	25.130	30.430
SBH1834/23	7.403	18.335	26.270	31.570
SBH1834/24	7.704	18.335	27.410	32.710

# SILOSY PŁASKODENNE

Model	Pojemność [m <sup>3</sup> ]	Ø [m]	Wysokość ściany [m]	Wysokość [m]
SBH1834/25	8.005	18.335	28.550	33.850
SBH1834/26	8.306	18.335	29.690	34.990
SBH1834/27	8.607	18.335	30.830	36.130
SBH1834/28	8.908	18.335	31.970	37.270
SBH1834/29	9.209	18.335	33.110	38.410
SBH1986/04	2.024	19.863	4.610	10.375
SBH1986/05	2.377	19.863	5.750	11.515
SBH1986/06	2.731	19.863	6.890	12.655
SBH1986/07	3.084	19.863	8.030	13.795
SBH1986/08	3.437	19.863	9.170	14.935
SBH1986/09	3.790	19.863	10.310	16.075
SBH1986/10	4.144	19.863	11.450	17.215
SBH1986/11	4.497	19.863	12.590	18.355
SBH1986/12	4.850	19.863	13.730	19.495
SBH1986/13	5.203	19.863	14.870	20.635
SBH1986/14	5.557	19.863	16.010	21.775
SBH1986/15	5.910	19.863	17.150	22.915
SBH1986/16	6.263	19.863	18.290	24.055
SBH1986/17	6.616	19.863	19.430	25.195
SBH1986/18	6.970	19.863	20.570	26.335
SBH1986/19	7.323	19.863	21.710	27.475
SBH1986/20	7.676	19.863	22.850	28.615
SBH1986/21	8.029	19.863	23.990	29.755
SBH1986/22	8.383	19.863	25.130	30.895
SBH1986/23	8.736	19.863	26.270	32.035
SBH1986/24	9.089	19.863	27.410	33.175
SBH1986/25	9.442	19.863	28.550	34.315
SBH1986/26	9.796	19.863	29.690	35.455
SBH1986/27	10.149	19.863	30.830	36.595
SBH1986/28	10.502	19.863	31.970	37.735
SBH1986/29	10.855	19.863	33.110	38.875
SBH2139/04	2.401	21.391	4.610	10.820
SBH2139/05	2.810	21.391	5.750	11.960
SBH2139/06	3.220	21.391	6.890	13.100
SBH2139/07	3.630	21.391	8.030	14.240
SBH2139/08	4.040	21.391	9.170	15.380
SBH2139/09	4.449	21.391	10.310	16.520
SBH2139/10	4.859	21.391	11.450	17.660
SBH2139/11	5.269	21.391	12.590	18.800
SBH2139/12	5.678	21.391	13.730	19.940
SBH2139/13	6.088	21.391	14.870	21.080
SBH2139/14	6.498	21.391	16.010	22.220
SBH2139/15	6.907	21.391	17.150	23.360
SBH2139/16	7.317	21.391	18.290	24.500
SBH2139/17	7.727	21.391	19.430	25.640
SBH2139/18	8.136	21.391	20.570	26.780
SBH2139/19	8.546	21.391	21.710	27.920
SBH2139/20	8.956	21.391	22.850	29.060
SBH2139/21	9.366	21.391	23.990	30.200
SBH2139/22	9.775	21.391	25.130	31.340
SBH2139/23	10.185	21.391	26.270	32.480
SBH2139/24	10.595	21.391	27.410	33.620
SBH2139/25	11.004	21.391	28.550	34.760
SBH2139/26	11.414	21.391	29.690	35.900
SBH2139/27	11.824	21.391	30.830	37.040

# SILOSY PŁASKODENNE

Model	Pojemność [m <sup>3</sup> ]	Ø [m]	Wysokość ściany [m]	Wysokość [m]
SBH2139/28	12.233	21.391	31.970	38.180
SBH2215/04	2.601	22.155	4.610	11.020
SBH2215/05	3.040	22.155	5.750	12.160
SBH2215/06	3.480	22.155	6.890	13.300
SBH2215/07	3.919	22.155	8.030	14.440
SBH2215/08	4.359	22.155	9.170	15.580
SBH2215/09	4.798	22.155	10.310	16.720
SBH2215/10	5.238	22.155	11.450	17.860
SBH2215/11	5.677	22.155	12.590	19.000
SBH2215/12	6.117	22.155	13.730	20.140
SBH2215/13	6.556	22.155	14.870	21.280
SBH2215/14	6.996	22.155	16.010	22.420
SBH2215/15	7.435	22.155	17.150	23.560
SBH2215/16	7.875	22.155	18.290	24.700
SBH2215/17	8.314	22.155	19.430	25.840
SBH2215/18	8.754	22.155	20.570	26.980
SBH2215/19	9.193	22.155	21.710	28.120
SBH2215/20	9.633	22.155	22.850	29.260
SBH2215/21	10.072	22.155	23.990	30.400
SBH2215/22	10.512	22.155	25.130	31.540
SBH2215/23	10.951	22.155	26.270	32.680
SBH2215/24	11.391	22.155	27.410	33.820
SBH2215/25	11.830	22.155	28.550	34.960
SBH2215/26	12.270	22.155	29.690	36.100
SBH2215/27	12.709	22.155	30.830	37.240
SBH2215/28	13.148	22.155	31.970	38.380
SBH2292/04	2.816	22.919	4.610	11.260
SBH2292/05	3.287	22.919	5.750	12.400
SBH2292/06	3.757	22.919	6.890	13.540
SBH2292/07	4.227	22.919	8.030	14.680
SBH2292/08	4.698	22.919	9.170	15.820
SBH2292/09	5.168	22.919	10.310	16.960
SBH2292/10	5.638	22.919	11.450	18.100
SBH2292/11	6.109	22.919	12.590	19.240
SBH2292/12	6.579	22.919	13.730	20.380
SBH2292/13	7.049	22.919	14.870	21.520
SBH2292/14	7.520	22.919	16.010	22.660
SBH2292/15	7.990	22.919	17.150	23.800
SBH2292/16	8.460	22.919	18.290	24.940
SBH2292/17	8.931	22.919	19.430	26.080
SBH2292/18	9.401	22.919	20.570	27.220
SBH2292/19	9.871	22.919	21.710	28.360
SBH2292/20	10.341	22.919	22.850	29.500
SBH2292/21	10.812	22.919	23.990	30.640
SBH2292/22	11.282	22.919	25.130	31.780
SBH2292/23	11.752	22.919	26.270	32.920
SBH2292/24	12.223	22.919	27.410	34.060
SBH2292/25	12.693	22.919	28.550	35.200
SBH2292/26	13.163	22.919	29.690	36.340
SBH2292/27	13.634	22.919	30.830	37.480
SBH2292/28	14.104	22.919	31.970	38.620
SBH2368/04	3.040	23.683	4.610	11.483
SBH2368/05	3.542	23.683	5.750	12.623
SBH2368/06	4.044	23.683	6.890	13.763
SBH2368/07	4.547	23.683	8.030	14.903

# SILOSY PŁASKODENNE

Model	Pojemność [m <sup>3</sup> ]	Ø [m]	Wysokość ściany [m]	Wysokość [m]
SBH2368/08	5.049	23.683	9.170	16.043
SBH2368/09	5.551	23.683	10.310	17.183
SBH2368/10	6.053	23.683	11.450	18.323
SBH2368/11	6.555	23.683	12.590	19.463
SBH2368/12	7.058	23.683	13.730	20.603
SBH2368/13	7.560	23.683	14.870	21.743
SBH2368/14	8.062	23.683	16.010	22.883
SBH2368/15	8.564	23.683	17.150	24.023
SBH2368/16	9.066	23.683	18.290	25.163
SBH2368/17	9.569	23.683	19.430	26.303
SBH2368/18	10.071	23.683	20.570	27.443
SBH2368/19	10.573	23.683	21.710	28.583
SBH2368/20	11.075	23.683	22.850	29.723
SBH2368/21	11.577	23.683	23.990	30.863
SBH2368/22	12.080	23.683	25.130	32.003
SBH2368/23	12.582	23.683	26.270	33.143
SBH2368/24	13.084	23.683	27.410	34.283
SBH2368/25	13.586	23.683	28.550	35.423
SBH2368/26	14.088	23.683	29.690	36.563
SBH2368/27	14.590	23.683	30.830	37.703
SBH2368/28	15.093	23.683	31.970	38.843
SBH2444/04	3.273	24.447	4.610	11.695
SBH2444/05	3.808	24.447	5.750	12.835
SBH2444/06	4.343	24.447	6.890	13.975
SBH2444/07	4.878	24.447	8.030	15.115
SBH2444/08	5.413	24.447	9.170	16.255
SBH2444/09	5.948	24.447	10.310	17.395
SBH2444/10	6.483	24.447	11.450	18.535
SBH2444/11	7.018	24.447	12.590	19.675
SBH2444/12	7.553	24.447	13.730	20.815
SBH2444/13	8.089	24.447	14.870	21.955
SBH2444/14	8.624	24.447	16.010	23.095
SBH2444/15	9.159	24.447	17.150	24.235
SBH2444/16	9.694	24.447	18.290	25.375
SBH2444/17	10.229	24.447	19.430	26.515
SBH2444/18	10.764	24.447	20.570	27.655
SBH2444/19	11.299	24.447	21.710	28.795
SBH2444/20	11.834	24.447	22.850	29.935
SBH2444/21	12.370	24.447	23.990	31.075
SBH2444/22	12.905	24.447	25.130	32.215
SBH2444/23	13.440	24.447	26.270	33.355
SBH2444/24	13.975	24.447	27.410	34.495
SBH2444/25	14.510	24.447	28.550	35.635
SBH2444/26	15.045	24.447	29.690	36.775
SBH2444/27	15.580	24.447	30.830	37.915
SBH2598/04	3.773	25.975	4.610	12.140
SBH2598/05	4.377	25.975	5.750	13.280
SBH2598/06	4.981	25.975	6.890	14.420
SBH2598/07	5.585	25.975	8.030	15.560
SBH2598/08	6.189	25.975	9.170	16.700
SBH2598/09	6.794	25.975	10.310	17.840
SBH2598/10	7.398	25.975	11.450	18.980
SBH2598/11	8.002	25.975	12.590	20.120
SBH2598/12	8.606	25.975	13.730	21.260
SBH2598/13	9.210	25.975	14.870	22.400

# SILOSY PŁASKODENNE

Model	Pojemność [m <sup>3</sup> ]	Ø [m]	Wysokość ściany [m]	Wysokość [m]
SBH2598/14	9.814	25.975	16.010	23.540
SBH2598/15	10.418	25.975	17.150	24.680
SBH2598/16	11.022	25.975	18.290	25.820
SBH2598/17	11.626	25.975	19.430	26.960
SBH2598/18	12.230	25.975	20.570	28.100
SBH2598/19	12.834	25.975	21.710	29.240
SBH2598/20	13.439	25.975	22.850	30.380
SBH2598/21	14.043	25.975	23.990	31.520
SBH2598/22	14.647	25.975	25.130	32.660
SBH2598/23	15.251	25.975	26.270	33.800
SBH2598/24	15.855	25.975	27.410	34.940
SBH2598/25	16.459	25.975	28.550	36.080
SBH2598/26	17.063	25.975	29.690	37.220
SBH2598/27	17.667	25.975	30.830	38.360
SBH2750/04	4.252	27.502	4.610	12.255
SBH2750/05	4.930	27.502	5.750	13.395
SBH2750/06	5.607	27.502	6.890	14.535
SBH2750/07	6.284	27.502	8.030	15.675
SBH2750/08	6.961	27.502	9.170	16.815
SBH2750/09	7.639	27.502	10.310	17.955
SBH2750/10	8.316	27.502	11.450	19.095
SBH2750/11	8.993	27.502	12.590	20.235
SBH2750/12	9.670	27.502	13.730	21.375
SBH2750/13	10.347	27.502	14.870	22.515
SBH2750/14	11.025	27.502	16.010	23.655
SBH2750/15	11.702	27.502	17.150	24.795
SBH2750/16	12.379	27.502	18.290	25.935
SBH2750/17	13.056	27.502	19.430	27.075
SBH2750/18	13.733	27.502	20.570	28.215
SBH2750/19	14.411	27.502	21.710	29.355
SBH2750/20	15.088	27.502	22.850	30.495
SBH2750/21	15.765	27.502	23.990	31.635
SBH2750/22	16.442	27.502	25.130	32.775
SBH2750/23	17.119	27.502	26.270	33.915
SBH2750/24	17.797	27.502	27.410	35.055
SBH2750/25	18.474	27.502	28.550	36.195
SBH2750/26	19.151	27.502	29.690	37.335
SBH2750/27	19.828	27.502	30.830	38.475
SBH3208/04	6.143	32.086	4.610	13.570
SBH3208/05	7.064	32.086	5.750	14.710
SBH3208/06	7.986	32.086	6.890	15.850
SBH3208/07	8.908	32.086	8.030	16.990
SBH3208/08	9.830	32.086	9.170	18.130
SBH3208/09	10.751	32.086	10.310	19.270
SBH3208/10	11.673	32.086	11.450	20.410
SBH3208/11	12.595	32.086	12.590	21.550
SBH3208/12	13.517	32.086	13.730	22.690
SBH3208/13	14.439	32.086	14.870	23.830
SBH3208/14	15.360	32.086	16.010	24.970
SBH3208/15	16.282	32.086	17.150	26.110
SBH3208/16	17.204	32.086	18.290	27.250
SBH3208/17	18.126	32.086	19.430	28.390
SBH3208/18	19.047	32.086	20.570	29.530
SBH3208/19	19.969	32.086	21.710	30.670
SBH3208/20	20.891	32.086	22.850	31.810



## SILOSY PŁASKODENNE

Model	Pojemność [m <sup>3</sup> ]	Ø [m]	Wysokość ściany [m]	Wysokość [m]
SBH3208/21	21.813	32.086	23.990	32.950
SBH3208/22	22.735	32.086	25.130	34.090
SBH3208/23	23.656	32.086	26.270	35.230
SBH3208/24	24.578	32.086	27.410	36.370
SBH3208/25	25.500	32.086	28.550	37.510



## SILOSY Z 45° LEJEM METALOWYM

Model	Pojemność [m <sup>3</sup> ]	Ø [m]	Wysokość ściany [m]	Wysokość [m]
SCE0460/04T45	95	4.600	4.600	8.940
SCE0460/05T45	114	4.600	5.740	10.080
SCE0460/06T45	133	4.600	6.880	11.220
SCE0460/07T45	151	4.600	8.020	12.360
SCE0460/08T45	170	4.600	9.160	13.500
SCE0460/09T45	189	4.600	10.300	14.640
SCE0460/10T45	208	4.600	11.440	15.780
SCE0460/11T45	227	4.600	12.580	16.920
SCE0460/12T45	245	4.600	13.720	18.060
SCE0460/13T45	264	4.600	14.860	19.200
SCE0460/14T45	283	4.600	16.000	20.340
SCE0460/15T45	302	4.600	17.140	21.480
SCE0460/16T45	321	4.600	18.280	22.620
SCE0460/17T45	340	4.600	19.420	23.760
SCE0460/18T45	358	4.600	20.560	24.900
SCE0460/19T45	377	4.600	21.700	26.040
SCE0460/20T45	396	4.600	22.840	27.180
SCE0460/21T45	415	4.600	23.980	28.320
SCE0460/22T45	434	4.600	25.120	29.460
SCE0460/23T45	452	4.600	26.260	30.600
SCE0535/04T45	134	5.350	4.600	9.545
SCE0535/05T45	159	5.350	5.740	10.685
SCE0535/06T45	185	5.350	6.880	11.825
SCE0535/07T45	211	5.350	8.020	12.965
SCE0535/08T45	236	5.350	9.160	14.105
SCE0535/09T45	262	5.350	10.300	15.245
SCE0535/10T45	287	5.350	11.440	16.385
SCE0535/11T45	313	5.350	12.580	17.525
SCE0535/12T45	339	5.350	13.720	18.665
SCE0535/13T45	364	5.350	14.860	19.805
SCE0535/14T45	390	5.350	16.000	20.945
SCE0535/15T45	415	5.350	17.140	22.085
SCE0535/16T45	441	5.350	18.280	23.225
SCE0535/17T45	467	5.350	19.420	24.365
SCE0535/18T45	492	5.350	20.560	25.505
SCE0535/19T45	518	5.350	21.700	26.645
SCE0535/20T45	543	5.350	22.840	27.785
SCE0535/21T45	569	5.350	23.980	28.925
SCE0535/22T45	595	5.350	25.120	30.065
SCE0535/23T45	620	5.350	26.260	31.205
SCE0535/24T45	646	5.350	27.400	32.345
SCE0535/25T45	671	5.350	28.540	33.485
SCE0610/04T45	1180	6.112	4.600	10.130
SCE0610/05T45	214	6.112	5.740	11.270
SCE0610/06T45	247	6.112	6.880	12.410
SCE0610/07T45	281	6.112	8.020	13.550
SCE0610/08T45	314	6.112	9.160	14.690
SCE0610/09T45	348	6.112	10.300	15.830
SCE0610/10T45	381	6.112	11.440	16.970
SCE0610/11T45	414	6.112	12.580	18.110
SCE0610/12T45	448	6.112	13.720	19.250
SCE0610/13T45	481	6.112	14.860	20.390
SCE0610/14T45	515	6.112	16.000	21.530
SCE0610/15T45	548	6.112	17.140	22.670
SCE0610/16T45	582	6.112	18.280	23.810

## SILOSY Z 45° LEJEM METALOWYM

Model	Pojemność [m <sup>3</sup> ]	Ø [m]	Wysokość ściany [m]	Wysokość [m]
SCE0610/17T45	615	6.112	19.420	24.950
SCE0610/18T45	649	6.112	20.560	26.090
SCE0610/19T45	682	6.112	21.700	27.230
SCE0610/20T45	716	6.112	22.840	28.370
SCE0610/21T45	749	6.112	23.980	29.510
SCE0610/22T45	749	6.112	25.120	30.650
SCE0610/23T45	816	6.112	26.260	31.790
SCE0610/24T45	849	6.112	27.400	32.930
SCE0610/25T45	883	6.112	28.540	34.070
SCE0610/26T45	916	6.112	29.680	35.210
SCE0610/27T45	950	6.112	30.820	36.350
SCE0610/28T45	983	6.112	31.960	37.490
SCE0610/29T45	1017	6.112	33.100	38.630
SCE0610/30T45	1050	6.112	34.240	39.770
SCE0687/04T45	236	6.870	4.600	10.750
SCE0687/05T45	278	6.870	5.740	11.890
SCE0687/06T45	321	6.870	6.880	13.030
SCE0687/07T45	363	6.870	8.020	14.170
SCE0687/08T45	405	6.870	9.160	15.310
SCE0687/09T45	448	6.870	10.300	16.450
SCE0687/10T45	490	6.870	11.440	17.590
SCE0687/11T45	532	6.870	12.580	18.730
SCE0687/12T45	575	6.870	13.720	19.870
SCE0687/13T45	617	6.870	14.860	21.010
SCE0687/14T45	659	6.870	16.000	22.150
SCE0687/15T45	702	6.870	17.140	23.290
SCE0687/16T45	744	6.870	18.280	24.430
SCE0687/17T45	786	6.870	19.420	25.570
SCE0687/18T45	829	6.870	20.560	26.710
SCE0687/19T45	871	6.870	21.700	27.850
SCE0687/20T45	913	6.870	22.840	28.990
SCE0687/21T45	956	6.870	23.980	30.130
SCE0687/22T45	998	6.870	25.120	31.270
SCE0687/23T45	1040	6.870	26.260	32.410
SCE0687/24T45	1083	6.870	27.400	33.550
SCE0687/25T45	1125	6.870	28.540	34.690
SCE0687/26T45	1167	6.870	29.680	35.830
SCE0687/27T45	1210	6.870	30.820	36.970
SCE0687/28T45	1252	6.870	31.960	38.110
SCE0687/29T45	1294	6.870	33.100	39.250
SCE0687/30T45	1337	6.870	34.240	40.390
SCE0760/04T45	300	7.640	4.600	11.355
SCE0760/05T45	353	7.640	5.740	12.495
SCE0760/06T45	405	7.640	6.880	13.635
SCE0760/07T45	457	7.640	8.020	14.775
SCE0760/08T45	509	7.640	9.160	15.915
SCE0760/09T45	562	7.640	10.300	17.055
SCE0760/10T45	614	7.640	11.440	18.195
SCE0760/11T45	666	7.640	12.580	19.335
SCE0760/12T45	719	7.640	13.720	20.475
SCE0760/13T45	771	7.640	14.860	21.615
SCE0760/14T45	823	7.640	16.000	22.755
SCE0760/15T45	875	7.640	17.140	23.895
SCE0760/16T45	928	7.640	18.280	25.035
SCE0760/17T45	980	7.640	19.420	26.175

## SILOSY Z 45° LEJEM METALOWYM

Model	Pojemność [m <sup>3</sup> ]	Ø [m]	Wysokość ściany [m]	Wysokość [m]
SCE0760/18T45	1032	7.640	20.560	27.315
SCE0760/19T45	1084	7.640	21.700	28.455
SCE0760/20T45	1137	7.640	22.840	29.595
SCE0760/21T45	1189	7.640	23.980	30.735
SCE0760/22T45	1241	7.640	25.120	31.875
SCE0760/23T45	1293	7.640	26.260	33.015
SCE0760/24T45	1346	7.640	27.400	34.155
SCE0760/25T45	1398	7.640	28.540	35.295
SCE0760/26T45	1450	7.640	29.680	36.435
SCE0760/27T45	1502	7.640	30.820	37.575
SCE0760/28T45	1555	7.640	31.960	38.715
SCE0760/29T45	1607	7.640	33.100	39.855
SCE0760/30T45	1659	7.640	34.240	40.995
SCE0840/04T45	375	8.400	4.600	11.965
SCE0840/05T45	438	8.400	5.740	13.105
SCE0840/06T45	501	8.400	6.880	14.245
SCE0840/07T45	565	8.400	8.020	15.385
SCE0840/08T45	628	8.400	9.160	16.525
SCE0840/09T45	691	8.400	10.300	17.665
SCE0840/10T45	754	8.400	11.440	18.805
SCE0840/11T45	817	8.400	12.580	19.945
SCE0840/12T45	881	8.400	13.720	21.085
SCE0840/13T45	944	8.400	14.860	22.225
SCE0840/14T45	1007	8.400	16.000	23.365
SCE0840/15T45	1070	8.400	17.140	24.505
SCE0840/16T45	1134	8.400	18.280	25.645
SCE0840/17T45	1197	8.400	19.420	26.785
SCE0840/18T45	1260	8.400	20.560	27.925
SCE0840/19T45	1323	8.400	21.700	29.065
SCE0840/20T45	1387	8.400	22.840	30.205
SCE0840/21T45	1450	8.400	23.980	31.345
SCE0840/22T45	1513	8.400	25.120	32.485
SCE0840/23T45	1576	8.400	26.260	33.625
SCE0840/24T45	1640	8.400	27.400	34.765
SCE0840/25T45	1703	8.400	28.540	35.905
SCE0840/26T45	1766	8.400	29.680	37.045
SCE0840/27T45	1829	8.400	30.820	38.185
SCE0840/28T45	1892	8.400	31.960	39.325
SCE0840/29T45	1956	8.400	33.100	40.465
SCE0840/30T45	2019	8.400	34.240	41.605
SCE0920/04T45	459	9.170	4.600	12.560
SCE0920/05T45	534	9.170	5.740	13.700
SCE0920/06T45	610	9.170	6.880	14.840
SCE0920/07T45	685	9.170	8.020	15.980
SCE0920/08T45	760	9.170	9.160	17.120
SCE0920/09T45	835	9.170	10.300	18.260
SCE0920/10T45	911	9.170	11.440	19.400
SCE0920/11T45	986	9.170	12.580	20.540
SCE0920/12T45	1061	9.170	13.720	21.680
SCE0920/13T45	1136	9.170	14.860	22.820
SCE0920/14T45	1212	9.170	16.000	23.960
SCE0920/15T45	1287	9.170	17.140	25.100
SCE0920/16T45	1362	9.170	18.280	26.240
SCE0920/17T45	1437	9.170	19.420	27.380
SCE0920/18T45	1513	9.170	20.560	28.520

## SILOSY Z 45° LEJEM METALOWYM

Model	Pojemność [m <sup>3</sup> ]	Ø [m]	Wysokość ściany [m]	Wysokość [m]
SCE0920/19T45	1588	9.170	21.700	29.660
SCE0920/20T45	1663	9.170	22.840	30.800
SCE0920/21T45	1738	9.170	23.980	31.940
SCE0920/22T45	1814	9.170	25.120	33.080
SCE0920/23T45	1889	9.170	26.260	34.220
SCE0920/24T45	1964	9.170	27.400	35.360
SCE0920/25T45	2040	9.170	28.540	36.500
SCE0920/26T45	2115	9.170	29.680	37.640
SCE0920/27T45	2190	9.170	30.820	38.780
SCE0920/28T45	2265	9.170	31.960	39.920
SCE0920/29T45	2341	9.170	33.100	41.060
SCE0920/30T45	2416	9.170	34.240	42.200
SCE0993/04T45	554	9.930	4.600	13.165
SCE0993/05T45	643	9.930	5.740	14.305
SCE0993/06T45	731	9.930	6.880	15.445
SCE0993/07T45	819	9.930	8.020	16.585
SCE0993/08T45	908	9.930	9.160	17.725
SCE0993/09T45	996	9.930	10.300	18.865
SCE0993/10T45	1084	9.930	11.440	20.005
SCE0993/11T45	1173	9.930	12.580	21.145
SCE0993/12T45	1261	9.930	13.720	22.285
SCE0993/13T45	1349	9.930	14.860	23.425
SCE0993/14T45	1438	9.930	16.000	24.565
SCE0993/15T45	1526	9.930	17.140	25.705
SCE0993/16T45	1614	9.930	18.280	26.845
SCE0993/17T45	1703	9.930	19.420	27.985
SCE0993/18T45	1791	9.930	20.560	29.125
SCE0993/19T45	1879	9.930	21.700	30.265
SCE0993/20T45	1968	9.930	22.840	31.405
SCE0993/21T45	2056	9.930	23.980	32.545
SCE0993/22T45	2144	9.930	25.120	33.685
SCE0993/23T45	2233	9.930	26.260	34.825
SCE0993/24T45	2321	9.930	27.400	35.965
SCE0993/25T45	2409	9.930	28.540	37.105
SCE0993/26T45	2498	9.930	29.680	38.245
SCE0993/27T45	2586	9.930	30.820	39.385
SCE0993/28T45	2674	9.930	31.960	40.525
SCE0993/29T45	2762	9.930	33.100	41.665
SCE0993/30T45	2851	9.930	34.240	42.805
SCE1070/04T45	665	10.700	4.600	13.886
SCE1070/05T45	767	10.700	5.740	15.026
SCE1070/06T45	869	10.700	6.880	16.166
SCE1070/07T45	972	10.700	8.020	17.306
SCE1070/08T45	1074	10.700	9.160	18.446
SCE1070/09T45	1177	10.700	10.300	19.586
SCE1070/10T45	1279	10.700	11.440	20.726
SCE1070/11T45	1382	10.700	12.580	21.866
SCE1070/12T45	1484	10.700	13.720	23.006
SCE1070/13T45	1586	10.700	14.860	24.146
SCE1070/14T45	1689	10.700	16.000	25.286
SCE1070/15T45	1791	10.700	17.140	26.426
SCE1070/16T45	1894	10.700	18.280	27.566
SCE1070/17T45	1996	10.700	19.420	28.706
SCE1070/18T45	2099	10.700	20.560	29.846
SCE1070/19T45	2201	10.700	21.700	30.986

# SILOSY Z 45° LEJEM METALOWYM

Model	Pojemność [m <sup>3</sup> ]	Ø [m]	Wysokość ściany [m]	Wysokość [m]
SCE1070/20T45	2304	10.700	22.840	32.126
SCE1070/21T45	2406	10.700	23.980	33.266
SCE1070/22T45	2508	10.700	25.120	34.406
SCE1070/23T45	2611	10.700	26.260	35.546
SCE1070/24T45	2713	10.700	27.400	36.686
SCE1070/25T45	2816	10.700	28.540	37.826
SCE1070/26T45	2918	10.700	29.680	38.966
SCE1070/27T45	3021	10.700	30.820	40.106
SCE1070/28T45	3123	10.700	31.960	41.246
SCE1070/29T45	3225	10.700	33.100	42.386
SCE1070/30T45	3328	10.700	34.240	43.526
SCE1145/04T45	784	11.460	4.600	14.486
SCE1145/05T45	901	11.460	5.740	15.626
SCE1145/06T45	1019	11.460	6.880	16.766
SCE1145/07T45	1136	11.460	8.020	17.906
SCE1145/08T45	1254	11.460	9.160	19.046
SCE1145/09T45	1371	11.460	10.300	20.186
SCE1145/10T45	1489	11.460	11.440	21.326
SCE1145/11T45	1607	11.460	12.580	22.466
SCE1145/12T45	1724	11.460	13.720	23.606
SCE1145/13T45	1842	11.460	14.860	24.746
SCE1145/14T45	1959	11.460	16.000	25.886
SCE1145/15T45	2077	11.460	17.140	27.026
SCE1145/16T45	2195	11.460	18.280	28.166
SCE1145/17T45	2312	11.460	19.420	29.306
SCE1145/18T45	2430	11.460	20.560	30.446
SCE1145/19T45	2547	11.460	21.700	31.586
SCE1145/20T45	2665	11.460	22.840	32.726
SCE1145/21T45	2783	11.460	23.980	33.866
SCE1145/22T45	2900	11.460	25.120	35.006
SCE1145/23T45	3018	11.460	26.260	36.146
SCE1145/24T45	3135	11.460	27.400	37.286
SCE1145/25T45	3253	11.460	28.540	38.426
SCE1145/26T45	3370	11.460	29.680	39.566
SCE1145/27T45	3488	11.460	30.820	40.706
SCE1145/28T45	3606	11.460	31.960	41.846
SCE1145/29T45	3723	11.460	33.100	42.986
SCE1145/30T45	3841	11.460	34.240	44.126
SCE1223/04T45	915	12.230	4.600	15.100
SCE1223/5T45	1049	12.230	5.740	16.240
SCE1223/06T45	1183	12.230	6.880	17.380
SCE1223/07T45	1316	12.230	8.020	18.520
SCE1223/08T45	1450	12.230	9.160	19.660
SCE1223/09T45	1584	12.230	10.300	20.800
SCE1223/10T45	1718	12.230	11.440	21.940
SCE1223/11T45	1852	12.230	12.580	23.080
SCE1223/12T45	1985	12.230	13.720	24.220
SCE1223/13T45	2119	12.230	14.860	25.360
SCE1223/14T45	2253	12.230	16.000	26.500
SCE1223/15T45	2387	12.230	17.140	27.640
SCE1223/16T45	2521	12.230	18.280	28.780
SCE1223/17T45	2654	12.230	19.420	29.920
SCE1223/18T45	2788	12.230	20.560	31.060
SCE1223/19T45	2922	12.230	21.700	32.200
SCE1223/20T45	3056	12.230	22.840	33.340

## SILOSY Z 45° LEJEM METALOWYM

Model	Pojemność [m <sup>3</sup> ]	Ø [m]	Wysokość ściany [m]	Wysokość [m]
SCE1223/21T45	3190	12.230	23.980	34.480
SCE1223/22T45	3323	12.230	25.120	35.620
SCE1223/23T45	3457	12.230	26.260	36.760
SCE1223/24T45	3591	12.230	27.400	37.900
SCE1223/25T45	3725	12.230	28.540	39.040
SCE1223/26T45	3858	12.230	29.680	40.180
SCE1223/27T45	3992	12.230	30.820	41.320
SCE1223/28T45	4126	12.230	31.960	42.460
SCE1223/29T45	4260	12.230	33.100	43.600
SCE1223/30T45	4394	12.230	34.240	44.740



**SKONTAKTUJ SIĘ Z NAMI!**

**[www.mepu.pl](http://www.mepu.pl)**



Mepu zastrzega sobie prawo do zmian w zakresie modeli, kolorystyki, wyposażenia oraz cen produktów, które dostarcza, bez wcześniejszego powiadomienia. Oferta dotycząca produktów może się różnić w zależności od regionu. Zdjęcia w tej broszurze i innych publikacjach mogą zawierać wyposażenie, które nie jest zawarte w standardzie. Parametry wydajnościowe i techniczne są poglądowe. Prosimy o sprawdzenie wyposażenia produktu ze swoim sprzedawcą produktów MEPU.



**MEPU Oy**

Mynämäentie 59, 21900 Yläne, Finlandia  
tel. +358 2 275 4444, [mepu@mepu.com](mailto:mepu@mepu.com)

 MepuPolska  
 MepuPolska